


How to draw ROMEOSAURUS

BY ANDREW JOYNER




AND


JULIET REX



THIS IS ROMEO
AND JULIET.



THIS IS A STEGOSAURUS
AND A
TYRANNOSAURUS
REX.




SO...

TO DRAW ROMEOSAURUS
AND JULIET REX JUST
MIX THEM TOGETHER!




OR MAYBE
I'LL SHOW YOU
HOW TO
DRAW THEM...
(ON THE NEXT PAGE)

THIS IS ROMEO
AND JULIET AS
SIMPLE SHAPES.




① NOW IF WE MAKE A FEW CHANGES
TO THESE SHAPES WE CAN
BEGIN TO SEE ROMEO SAURUS
AND JULIET REX. START YOUR
DRAWING
HERE.



DRAWING TIP!
DRAW THESE SHAPES
LIGHTLY IN PENCIL


② NOW ADD A FEW MORE SHAPES
FOR DINOSAUR TAILS AND FEET
(AND A FEATHER FOR A HAT).



③ USE THESE SHAPES AS A GUIDE
FOR YOUR DRAWING.



④ ADD SOME DETAILS.



YOU CAN FINISH OFF
YOUR DRAWING BY
ADDING SOME TONE.
AND SOME COLOR
TOO, IF YOU LIKE.

HAPPY
DRAWING!